



# STUDIO HANDBOOK

♥ Lewiston Dance Pride ♥

♥ Grand Island Dance Pride ♥

## Contents:

- 1 2023 – 2024 Studio Calendar
- 2 Contact Info
- 3 Tuition and Payments
- 4 Recital Fee
- 5 Registration
- 6 Schedules and Age/Requirements
- 7 Dress Code and Apparel
- 8 Absences
- 9 Band App Videos
- 10 Vacation Days
- 11 Costumes
- 12 Picture Day
- 13 Rehearsals
- 14 Recital
- 15 Referral Program
- 16 Scholarships
- 17 Studio Rules of Conduct
- 18 Studio Fundraising
- 19 Private Lessons

# 2023-2024 STUDIO CALENDAR

Lewiston info in **Blue** \* Grand Island info in **Green** \* Days off in **Orange**  
 \* Studio Events in **Pink** \* Recitals in **Yellow**

**AUGUST OFFICE HOURS LEWISTON**  
 Every Mon & Wed 5:30-6:30pm

**AUGUST OFFICE HOURS GI:**  
 Every Tues & Thurs 5:30-6:30pm

AUGUST 2023						
S	M	T	W	Th	F	S
		1	2	3	4	5
6	7	8	9	10	11	12
13	14	15	16	17	18	19
20	21	22	23	24	25	26
27	28	29	30	31		

FEBRUARY 2024						
S	M	T	W	Th	F	S
				1	2	3
4	5	6	7	8	9	10
11	12	13	14	15	16	17
18	19	20	21	22	23	24
25	26	27	28	29		

**PARENTAL OBSERVATION WEEK:**  
 Mon Feb 5th - Sat Feb 10th

**MID-WINTER BREAK:**  
 Sat Feb 17th - Fri Feb 23rd

**FIRST DAY OF CLASSES:**  
 Wednesday, Sept 13th

SEPTEMBER 2023						
S	M	T	W	Th	F	S
					1	2
3	4	5	6	7	8	9
10	11	12	13	14	15	16
17	18	19	20	21	22	23
24	25	26	27	28	29	30

MARCH 2024						
S	M	T	W	Th	F	S
					1	2
3	4	5	6	7	8	9
10	11	12	13	14	15	16
17	18	19	20	21	22	23
24	25	26	27	28	29	30
31						

**GI PICTURE DAY:**  
 Sun Mar 3rd

**LEWISTON PICTURE DAY:**  
 Sat Mar 9th & Sun Mar 10th

**SPRING RECESS:**  
 Sat March 30th - Sat Apr 5th

**INDIGENOUS PEOPLES/COLUMBUS DAY WEEKEND:**  
 Fri Oct 6th - Mon Oct 9  
**Trick or Treating**  
 Tues Oct 31

OCTOBER 2023						
S	M	T	W	Th	F	S
1	2	3	4	5	6	7
8	9	10	11	12	13	14
15	16	17	18	19	20	21
22	23	24	25	26	27	28
29	30	31				

APRIL 2024						
S	M	T	W	Th	F	S
					1	2
3	4	5	6	7	8	9
10	11	12	13	14	15	16
17	18	19	20	21	22	23
24	25	26	27	28	29	30
31						

**SPRING RECESS:**  
 Sat March 30th - Fri Apr 5th

**FREE REGISTRATION DAY GI:**

**FREE REGISTRATION DAY LEWISTON:**

**THANKSGIVING BREAK:**  
 Wed Nov 22nd - Sat Nov 25th

NOVEMBER 2023						
S	M	T	W	Th	F	S
			1	2	3	4
5	6	7	8	9	10	11
12	13	14	15	16	17	18
19	20	21	22	23	24	25
26	27	28	29	30		

MAY 2024						
S	M	T	W	Th	F	S
			1	2	3	4
5	6	7	8	9	10	11
12	13	14	15	16	17	18
19	20	21	22	23	24	25
26	27	28	29	30	31	

**GI DRESS REHEARSAL:** Wed May 8th  
**LEWISTON DRESS REHEARSAL:**  
 Recital #1 - Tues May 7th  
 Recital #2 - Thurs May 9th  
**GI RECITAL:** Matinee Sat May 11th  
**LEWISTON RECITAL #1:** Fri May 10th  
**LEWISTON RECITAL #2:** Sat May 11th  
**BRING a FRIEND TO CLASS WEEK:**  
 May 13th - May 22nd

**HOLIDAY BREAK:**  
 Sat Dec 23rd - Tues Jan 2nd

DECEMBER 2023						
S	M	T	W	Th	F	S
					1	2
3	4	5	6	7	8	9
10	11	12	13	14	15	16
17	18	19	20	21	22	23
24	25	26	27	28	29	30
31						

JUNE 2024						
S	M	T	W	Th	F	S
						1
2	3	4	5	6	7	8
9	10	11	12	13	14	15
16	17	18	19	20	21	22
23	24	25	26	27	28	29
30						

**LAST DAY OF CLASSES:**  
 Wed May 22nd

**SUMMER CLASSES:**  
**GI:** Tues & Thurs  
 June 4th - June 27th  
**LEWISTON:** Mon & Wed  
 June 3rd - 26th

**HOLIDAY BREAK:** Mon Jan 1st

**MARTIN LUTHER KING DAY and Costume Organization Day**  
 Mon Jan 15th

**COSTUME WEEK:**  
 Tues Jan 16th - Mon Jan 22nd  
 TRY-ON costumes in class & bring home

JANUARY 2024						
S	M	T	W	Th	F	S
	1	2	3	4	5	6
7	8	9	10	11	12	13
14	15	16	17	18	19	20
21	22	23	24	25	26	27
28	29	30	31			

JULY 2024						
S	M	T	W	Th	F	S
	1	2	3	4	5	6
7	8	9	10	11	12	13
14	15	16	17	18	19	20
21	22	23	24	25	26	27
28	29	30	31			

**SUMMER CLASSES:**  
**GI:** Tues & Thurs  
 July 9th - 25th  
**LEWISTON:** Mon & Wed  
 July 8th - 24th

Please Use your studio WEBSITE

[www.Lewistondance.com](http://www.Lewistondance.com)

[www.Grandislanddance.com](http://www.Grandislanddance.com)

*On your phone Click on MENU at the very top of the Homepage*

It has EVERYTHING YOU NEED!

## 2 CONTACT INFO

- SIGN UP FOR *REMIND TEXT*:

Type in Number section: 81010

Type in the Message section: @lewistond -or- @gidance

And hit SEND

You can use the *Remind Text* to contact us anytime. When you send us a Remind Text, it will come ONLY to the Director of your studio! Please allow 1 business day for replies. If it is an emergency, please text the Director of *your* studio or the Office Manager.

- Lewiston Dance Center: 781 Cayuga Street, Lewiston, NY 14092  
Directors: Miss Angelina and Miss Lauren  
Email: [angelina@lewistondance.com](mailto:angelina@lewistondance.com) - [lauren@lewistondance.com](mailto:lauren@lewistondance.com)
- Grand Island Dance Center: 2407 GI Blvd, Grand Island, NY 14072  
Director: Miss Kayla  
Email: [kayla@grandislanddance.com](mailto:kayla@grandislanddance.com)
- Lewiston & GI Dance Center  
Office Manager: Kirsten Olszewski 716-525-2084 (Please text)  
Email: [kristen@lewistondance.com](mailto:kristen@lewistondance.com)
- Lewiston & GI Dance Center  
Owner: Miss Rachel  
Email: [rachel@lewistondance.com](mailto:rachel@lewistondance.com)

## 3 TUITION and PAYMENTS

- Tuition is based on the Yearly Course Fee and NOT by individual classes or weeks. This fee takes into account all holidays and closings due to inclement weather.
- Tuition can be paid in FULL, or nine (9) Monthly Tuition Installments.
  - Tuition Installment #1 is DUE at the *first class* of the Dance Season.
  - Tuition Installments #2 thru #8 are DUE by the 14<sup>th</sup> of each month. If Tuition is paid after the 14<sup>th</sup> of the month, a Late Fee of \$10.00 is automatically added to each Dancer's account.
  - Tuition Installment #8 and #9 are due by April 14<sup>th</sup>. (IF your child takes 4 or more classes the due date will be April 30<sup>th</sup>).

- Payments can be made in these ways:  
**CASH PAYMENTS ARE PREFERRED** Put cash in an envelope, write your dancer's FULL NAME on it and put it in the Payment Box in the office.

- If you are unable to get cash for payments, we will accept...  
 Business Venmo: [@lewistongidance](#)  
 - To use Venmo you MUST add a 3% Fee to your payment.  
 PayPal: [PayPal.me/dancelewistongi](#)  
 - To use PayPal you MUST add a 3% Fee to your payment.

*We will ONLY accept online payments with the Dancer's FULL NAME & the STUDIO THEY ATTEND in the notes!*

- All Dance accounts MUST be up to date in order for your Dancer to take part in the Recital.
- Tuition Amounts:

TUITION			
Classes Taken	Amount Breakdown	Monthly Fee	Entire Course Fee
1 Class a week	1 <sup>st</sup> Class \$45.00	\$45.00	\$405.00
2 Classes a week	2 <sup>nd</sup> Class \$35.00	\$80.00	\$720.00
3 Classes a week	3 <sup>rd</sup> Class \$35.00	\$115.00	\$1035.00
4 Classes a week	4 <sup>th</sup> Class \$30.00	\$145.00	\$1305.00
5 Classes a week	5 <sup>th</sup> Class \$30.00	\$175.00	\$1575.00
6 Classes a week	6 <sup>th</sup> Class \$25.00	\$200.00	\$1800.00
7 Classes a week	7 <sup>th</sup> Class \$25.00	\$225.00	\$2025.00
8 Classes a week	8 <sup>th</sup> Class \$20.00	\$245.00	\$2205.00
9 Classes a week	9 <sup>th</sup> Class \$20.00	\$265.00	\$2385.00
10 Classes a week	10 <sup>th</sup> Class \$20.00	\$285.00	\$2565.00
11 Classes a week	11 <sup>th</sup> Class \$20.00	\$305.00	\$2745.00
12 Classes a week	12 <sup>th</sup> Class \$20.00	\$325.00	\$2925.00
13 Classes a week	13 <sup>th</sup> Class \$20.00	\$345.00	\$3105.00
14 Classes a week	14 <sup>th</sup> Class \$20.00	\$365.00	\$3285.00
15 Classes a week	15 <sup>th</sup> Class \$20.00	\$385.00	\$3465.00
Technique Class	\$25.00 Flat Fee per month		

- Parent Portal Dance Account  
 For a DETAILED LIST of charges and payments... click on "Statement" in your Portal AND THEN click on "Payment History" and THEN change the date to JULY.  
 The "Ending Balance" in your Dancer's account is the AMOUNT DUE.
- Refunds for students dropping a class will require a \$15.00 Office Fee. Any funds left in a Dance account at the end of the season will roll over to next season minus a \$15.00 Office Fee.

## 4 RECITAL FEE

- The Recital Fee will cover all rehearsal charges, plus you will receive a recital tank top, and a digital download of the Recitals. Single Student \$65.00, Family \$95.00. This Fee is DUE no later than November 8<sup>th</sup>. Recital Fees are refundable until Dec 20<sup>th</sup> less a \$15 Office Fee.

## 5 REGISTRATION

- Log onto the website [www.lewistondance.com](http://www.lewistondance.com) then click on “Fall Class Schedules.” Pick YOUR location from the drop-down menu. Read through the Age & Requirements sheet, then pick your class days and times from the Schedule.
- Click on “Registration Sept 2023 – May 2024” Fill out the form and hit SEND.
- Read the message that pops up after you hit Send.
- You will receive a Welcome email, a confirmation email with your chosen classes, and a parent portal password and link email. Please READ through all of this info.
- Registration fee is \$40.00 per single student, \$60.00 per family. This fee is due at the time of enrollment.
- Costume Fee of \$80.00 per class is DUE at time of enrollment. Costume Fees are refundable until Nov 9<sup>th</sup> less a \$15 Office Fee.

## 6 SCHEDULES and AGE/REQUIREMENTS

Please look through these requirements to see if there is an age limit or a class requirement, before you sign up your child for a class.

- The Age/Requirement sheet tells you what age your child needs to be and what (if any) other classes or special skills are required to enroll in a class. There are always exceptions, so PLEASE ASK if you have interest in a class!

## 7 DRESS CODE and APPAREL

Dress Code is in place not only so Teachers can see body alignment and placement, but so dancers can learn self-discipline and responsibility. If your Dancer is not properly dressed, we will contact you and help you find what you need to help your dancer be successful.

- We expect all Dancers to be dressed in proper attire, with the correct dance shoes, and their hair pulled back into a neat ponytail or a bun at EVERY Class. This includes Hip-Hop classes!
- All dance shoes and apparel are available at each of the studios. We have stock IN the Office at ALL times.

Ballet, Pre-Ballet or Toddler – Pink leather ballet shoes (NOT canvas!), any color tights and leotard or dance shorts. Hair pulled up in a bun.

Pointe – All dancers taking Pointe will go to Bailey Slipper Shop to get their pointe shoes for the first time to be sure they are properly fitted. Please be sure to call ahead for an appointment.

Tap – Tan (Tap I) tap shoes, or Black tie up or slip on (Tap II & Up), tights and leotard or dance shorts. Hair in a ponytail or a bun.

Jazz or Broadway – Tan leather jazz shoes (NOT canvas!), tights and leotard or fitted dance clothing. Hair in a ponytail or a bun.

Modern or Acro – Bare feet. Leotard, dance shorts (tights optional) or fitted dance clothing. Hair in a ponytail or a bun.

Hip-Hop – Dance or street sneakers, leggings, tank tops, or other fitted dance clothing. No jeans please. (We will order shoes for the Recital once the season gets underway)

Lyrical – Leather Lyrical Footies (NOT canvas!), tights and leotard or fitted dance clothing. Hair in a ponytail or a bun.

Cheer Dance - Cheer Sneakers (We will order shoes as a group once class gets underway) Leotard, dance shorts (tights optional) or fitted dance clothing. Hair in a ponytail or a bun.

## 8 ABSENCES

Attending class regularly will increase your Dancer's progress. Having many absences will hinder their growth considerably. If your Dancer will be absent from class, PLEASE text us through the Remind Text or send an email. Please type in the dancer's FULL NAME and the CLASS DAY & TIME they will be missing. Please include the reason for the absence so we can mark it into your dance account.

## 9 JOIN THE BAND APP

Please join the *Band App* for YOUR child's dance day. The links for each day are below. It is important for your Dancer's continued growth in any class that they practice at home. Watching and dancing along with the *Band App* Videos will truly help them to be successful!

### Lewiston Band App Links 23-24

Lewiston Monday Classes: <https://band.us/n/afa797ld4cj2f>

Lewiston Tuesday Classes: <https://band.us/n/a8a29bla44i6L>

Lewiston Wednesday Classes: <https://band.us/n/a0af95l14aiaY>

Lewiston Thursday Classes: <https://band.us/n/a4a39cl842hfZ>

Lewiston Friday Classes: <https://band.us/n/a6af91l748hcA>

Lewiston Saturday Classes: <https://band.us/n/a3ad9clc46h8B>

### Grand Island Band Links 23-24

GI Monday Classes: <https://band.us/n/aaac95ld41Fa5>

GI Tuesday Classes: <https://band.us/n/a6ab95l543FfJ>

GI Wednesday Classes: <https://band.us/n/a4a895l745eb2>

GI Thursday Classes: <https://band.us/n/aba19fle45e0C>

GI Saturday Classes: <https://band.us/n/a7a594l94eD50>

# 10 VACATION DAYS

All days off from the studio and important events will be in the Calendar on the Website and on Page #1 of THIS Handbook and will be emailed to you! Please DO NOT USE the Parent Portal calendar, it does NOT have any of the days off or events!

# 11 COSTUME INFO

- The Costume Fee is \$80.00 per class taken. The Costume Payment **due date is upon Registration**. This payment includes tights and any accessories. Hip-Hop and Cheer Dance classes will have an extra costume fee for the purchase of matching shoes. *Payment Plans for costumes are available, contact the Office Manager.* Costume Fees are refundable until Nov 10<sup>th</sup> less a \$15 Office Fee.
- Measurements for Costumes will be taken in October and Costumes will be purchased in November.
- Costumes will be handed out in January or February depending on delivery. We will have the dancers try on their costumes In-Studio so the Teachers can make sure of the fit and that all of the accessories are included. If your child wants extra coverage or support, come to the office to purchase dance undergarments AHEAD of time!
- We want our Dancers to have a pleasant Picture Day & Recital Day. YOU can help to ensure this by TAKING SOME TIME to make sure that your child's costumes are pressed and taken in where necessary to fit them properly. You can also make sure they have the undergarments they need to feel comfortable and confident AHEAD OF TIME. We sell everything they will need in the office - or you can get it online. We understand how busy you all are, but please, try to find the time!
- Please try your child's costumes on them. Take up straps or tighten bodice as necessary. HINT: Have them lift their arms above their head - if the costume is moving in the front, the straps need to be tightened. The costumes should be a snug fit, so there is no movement when they are performing. PLEASE have this completed by Picture Day so the instructors can check each dancer to make sure their costume is a good fit for performing!
- Put your Costumes and headpieces somewhere SAFE where the young dancers cannot reach them to play with. We will not be able to get you a replacement on short notice. If your dancer does not have their headpiece, NO dancer in their class will be allowed to wear their headpiece. HINT: Put all of the accessories, including tights, into a gallon zip lock bag with your child's name on it and attach it to the costume hanger. (If a headpiece is misplaced let us know ASAP!)
- Any wrinkles should be ironed out on low heat with a towel or sheet protecting the costume material, or they can be steamed.
- No underwear should be worn with dance tights, it can ruin the line and look of the costume. The dance tights you received from us have a cotton gusset for protection. Boys do not wear tights.
- Head-pieces MUST be pinned securely. ALL bows, flowers, etc, are to be worn on the Dancer's RIGHT side.
- If your child needs extra support, or they want to be fully covered while changing, please come to the office to purchase an under-liner leotard, body tights or clear strap dance bra. If a bra needs to be worn, It MUST be clear straps only!
- Be sure to have COSTUME & ALL accessories in a bag with your child's name clearly labeled - head pieces, tights, shoes, etc. *(We have lost, mixed up, and missing pieces EVERY year! You*

*DO NOT want this stress- please label everything BEFORE you arrive for photos and recital, so the experience can be enjoyable for you & your dancer both!)*

*As it is a professional show, all the students need to look uniform, so, for example, if one child does not have a headpiece or gloves, etc. ...then NO one in the class will be allowed to wear them.*

## 12 PICTURE DAY

*DATES for Picture Day are on the Calendar!*

**\*IMPORTANT – Picture Day is Mandatory for ALL dancers taking part in the Recital.**

Purchasing photo packages is NOT mandatory, BUT we need ALL Dancers participating so the Teachers can CHECK their costume fit and headpieces. Thank you for your cooperation!

- **Picture Forms:** Please have your Forms filled out BEFORE you arrive. You will need ONE form for EVERY PHOTO you want. We will hand them out to your child in class and they are also available at [www.lewistondance.com](http://www.lewistondance.com), Click on Photo Form in the Menu. The Photographer accepts CASH ONLY payments for Digital & Photo Packages. If you have a question about photos you can email the photographer at [photo@eveneye.com](mailto:photo@eveneye.com)

*HINT: Have ALL of your forms and the payment ready when you drop off your dancer! Come to the desk and hand everything to the worker. You will get back your forms and they will be marked PAID. When your dancer is called for each photo, they will hand in the form for that class.*

- **Shoe and Tight Color:** Your child's dance shoe type, color, and tights color needed will be on the Photo Schedule. The studio is FULLY STOCKED with new dance shoes - ask at the desk! Please make sure the ballet and jazz shoes are CLEANED - you can do this with a white magic eraser sponge.

*HINT : IF your child must change tights, PLEASE have them put their NUDE tights on FIRST at home and pull the PINK tights on OVER the nude tights! It doesn't matter WHAT order their Pics are in... PUT ON NUDE TIGHTS FIRST at home then you can slide the pink on and off .*

- **Date & Schedule:** You received a Photo Schedule via email and your Remind Text – it is also on the *Website*. Please read carefully, and make sure you are ON TIME - we are on a strict schedule and can't wait for late students.
- **Undergarments:** Please be sure your child has the correct undergarments (if they need extra support, want their costumes to slide on easily, or feel uncomfortable changing in front of others) we have under-liner leotards, clear strap bras or body tights. The studio is FULLY STOCKED with undergarments- ask at the desk! No underwear should be worn under costumes, the dance tights ONLY.



- Costumes: Be sure you have all your child's costume pieces- including HEADPIECES! Please take in, and take up straps, if needed. Costumes should be snug, wrinkle free and look very neat! (You can steam or iron with a towel or sheet over netting skirts, etc.)

*ALL costume pieces and shoes MUST be marked with your child's name – EVERY year we have mix ups and lost pieces. You do not want this stress... PLEASE mark inside all shoes and costume pieces to avoid this issue!*

- Make-Up: We REQUIRE RED Lipstick- (not light pink or gloss – but a red red) The dancers will be brightly lit and they will need some make-up so they are not washed out. Eyeliner, eyeshadow, mascara, blush etc. (Especially if they are naturally fair!)

*HINT: Lipstick Tips for Toddlers & Pre-Ballet – Use a red lip-stain or even dip your wet finger in red Kool-Aid crystals to stain their lips red. If you will be using lipstick, do not apply until you arrive at the studio right before their photo is taken.*

- Hair: Picture day hairstyle is half up, half down and curled! It MUST be done neatly and not hanging in their face or we will put it back for them. Please Remind text with any hair questions.

Sibling and friend photos ARE allowed, just fill out a form for each photo set up that you want!

## 13 DRESS REHEARSAL

*DATES for Dress Rehearsals are on the Calendar!*

*Please come to the venue already Dressed in your first costume. If you have pink AND nude tights, put the NUDE TIGHTS ON FIRST at home (no matter the order of the dances) so you can easily slide the pink tights on and off!*

- You will receive a Rehearsal Schedule via email. Please read carefully, and make sure you are ON TIME - once your child's class has performed we will be unable to go back. You are free to leave when your child is done performing. *Rehearsal is EXTREMELY IMPORTANT to YOUR DANCER, please be aware that it helps your dancer to feel confident and sure of themselves in a new environment. Imagine if you were asked to go onstage in a strange new place with no practice run first... how would you feel? We want ALL of our dancers from youngest to oldest to feel prepared!*
- Where to Go: All dancers come in Backstage Door #2 (around the side of the school) and proceed to the cafeteria (on the left) to drop off your dancer's costumes, then come into the auditorium.
- Changing Areas: In the cafeteria there is a wall that separates the common area, through that door will be Dressing Room #3. This is where all the girls change - the boys will change in the boy's bathroom in the cafeteria. The other dressing rooms #1 & #2 will have the classes listed on the door. The common area of the cafeteria is open to all...so please be sure your dancer is changing in the *designated area*.

- Undergarments: Please be sure your child has the correct undergarments, tights, clear strap bras, etc. (especially teenagers!) Be sure you have all your child's costume pieces. (No underwear should be worn with the dance tights.)
- Hair:
  - Ages Toddler thru 5<sup>th</sup> Grade:** Middle-Part Low Bun  
Buns should be securely fastened around the edges (NOT just in the center) so the bun stays snugly to the head and doesn't bounce around! Please slick back bangs and secure them. Please refer to the video on the Homepage of our Website.
  - Ages Middle School & Up:** Middle Part Straightened Low Ponytail
- Make-Up: Full make-up is not necessary for Rehearsal...but for the Recital use blush, eyeshadow (lighter colors that reflect the light work well), eyeliner, mascara and we REQUIRE RED Lipstick. The dancers will be on a brightly lit stage, they will need make-up so they do not look washed out.
- Head Pieces: Head pieces should be securely fastened to the head. Please remember the dancers will not be standing still, they are moving! Test it to see if the headpiece will stay in place. (Rule we use: use at least 5 or more bobby pins!)
- Tickets & Registration for Fall or Summer: We will be at the Dress Rehearsal selling tickets and taking Registrations for Summer Classes, Summer Camp & Fall Classes.
- LOST SHOES & COSTUMES: Every year we have students who leave their dance shoes, phones or costumes in the cafeteria or the auditorium. PLEASE double check before you leave that you have everything!! (Remember to label your child's costumes, etc.) Once we leave the school, we cannot get back in.

## 14 RECITALS

*DATES FOR RECITALS are on the Calendar!*

Lewiston: 2 Evening Shows





Grand Island: 1 Matinee Show

- **Arrival Time:** The outer doors to the **Niagara Falls High School Performing Arts Center** will open 1 hour and 30 minutes before the Show Start Time, so you have time to take photos on the Red Carpet and the students don't feel rushed and nervous.  
Dancers should be at the school, dressed and ready no later than 45 minutes BEFORE start time. Dancers in Act I should report to their assigned tables in the cafeteria 15-20 minutes BEFORE Start time. We will start lining the dancers up for the show 10 minutes before start time.  
The auditorium doors will open 45 minutes BEFORE Start Time. The venue is quite large, there are plenty of seats to accommodate our studio :)
- **Where to Go:** All dancers come in Backstage Door #2 (around the side of the school) and proceed to the cafeteria (on the left). Each class will have an assigned table. Coloring books, paper and crayons are great if anyone would like to bring them for the younger classes. Please do not leave your child in the cafeteria until the backstage mom for your table has arrived. (Ages K and under)
- **Costume Changes:** If you will be getting up during the show to change your child or pick them up after their dance, PLEASE seat yourself on an aisle so you do not obstruct anyone's view of the stage.

- **Auditorium rules for Dancers:** Dancers can sit in the audience to watch before or after their own performance (No ticket needed). They should be in the cafeteria at least 15 Numbers before they are to go on! *Please do not tell your child to go to the auditorium and find you on their own. We will NOT allow the younger dancers to leave the cafeteria without a parent.*
- **Tickets:** Tickets will be sold at the ticket window to the left of the entrance - \$20.00 each. Ages 2 and under are free. Ticket sales will begin in April and be sold at both the studios in the office, at dress rehearsal and at each of the recitals at the ticket window.
- **Red Carpet Walk:** The **Recital Red Carpet** will be set up to the right of the entrance doors. Two groups can have photos taken at the same time. Please be sure to allow room for another group or child when it is your child's turn. Please share photos on social media, and tag us!
  - Facebook: Lewiston Dance - Grand Island Dance
  - Instagram: @lewistondancecenter - @gidancecenter
- **Intermission:** The Intermission will be 15 minutes. There will be concessions available (water, juice, pizza, fruit, candy). We will have a 50/50 drawing before the start of Act II. (The concessions and 50/50 drawing will go towards our Senior Competition Team.)
- **Finale' & Awards:** At the end of the show we will call ALL students onto the stage for the Awards to be given out and the Finale' to be performed. (Any student *not present* will forfeit any Certificates of Improvement, Achievement or any Scholarship won.) The little ones will sit onstage and watch the finale'. ALL Students must have their *RECITAL TANK TOP* over their last costume of the show.
- **ONE Parent ONLY:** One parent only to pick up child from the cafeteria at the close of the show. The hallway from the cafeteria to the lobby can get very congested, so please ask all friends and family to wait in the lobby for you & your child to come out. Please be sure to check carefully for ALL costumes, dance shoes & belongings before you leave the venue.

## 15 REFERRAL PROGRAM

Every Registered Dancer at our studios are members of our dance family and part of our **Referral Program!** For every person you refer to us, you will receive a \$20.00 credit in your dance account.

- The person you refer to us receives \$15.00 off the Registration Fee.
  - Be sure to tell them to type "Referred by : Your Dancer's Name" into the Registration form so you can get your credit.
  - There is no limit on how many families you refer to your studio!
-  Lewiston Dance Pride   
 Grand Island Dance Pride 

# 16 SCHOLARSHIPS

*The Lewiston/GI Dance Center Scholarship Policy is to promote Students' disciplined study of high-quality dance instruction.*

*Scholarships are awarded to students based on the eligibility requirements below.*

<u>Abbondanza - Gallo Scholarship</u> (4 classes for the season) For a Dancer in 8 <sup>th</sup> -12 <sup>th</sup> grade	\$1305.00
<u>Miss Ricky Alexander Scholarship</u> (2 classes for the season) For a Dancer in 3 <sup>rd</sup> -9 <sup>th</sup> grade	\$720.00
<u>Scholarship for a Study</u> (1 class for the season - we may give multiple scholarships in any one study, depending on the applicants) For a Dancer in 3 <sup>rd</sup> – 12 <sup>th</sup> grade	
	Ballet \$405.00
	Tap \$405.00
	Jazz \$405.00
	Hip-Hop \$405.00
<u>Lewiston/GI Dance Scholarship Award</u>	\$ 50.00

## ELIGIBILITY REQUIREMENTS:

- Applicants must be a Student of Lewiston Dance or GI Dance for at least one year.
- Applicants must take at least 3 classes.
- Applicants must have good attendance.
- Behavior & Attitude: We will assess how the applicant behaves towards their fellow students, their level of dedication, their attitude towards learning new material and perfecting material they already know. The dancer should show promise, commitment and an overall good attitude.

## Steps to Follow:

1. Complete the *Scholarship Application Form & Essay*. *The essay should take considerable effort. We will not consider applications with a one or two sentence essay that is not age appropriate.*
2. Have one of your Child's Instructors complete & sign the *Recommendation Form*.
3. Drop off the finished Application form and essay in the office. Your child's Teacher will hand in the Recommendation Form.

# 17 STUDIO RULES OF CONDUCT

\*Students must be courteous and respectful to Instructors and each other at all times 😊

\*Consistent *attendance* and *effort* is key to improvement; students must attend class regularly!

\*Proper class attire is required. (Please ask Instructor what attire is suitable for your class)

\*Hair is to be worn pulled up in a ponytail or a bun. (Please ask Instructor which style is suitable for your class)

\*Students must have proper dance shoes and any other required items for their class.

\*Cell phone use is prohibited during class; all cell phones must be silenced and put into the student's dance bag. Students may retrieve their phones at the end of class.

\*If necessary, students may eat a healthy snack in between classes during shoe change.

\*Water bottles are allowed in class.

\*Students will refrain from leaving the studio unless given permission by the Instructor.

## STUDENT BEHAVIOR GUIDELINES

\*Always say "Thank You" to your Instructor when given a correction.

\*Always watch and listen when other dancers are being given a correction and apply it to yourself.

\*Always accept your corrections with an open mind and a good attitude.

\*Never give up, especially when you find something very challenging!

\*Your Instructor knows what you are capable of, NEVER say "I can't"

\*Always do your very best! Do not be satisfied with second-rate, put forth your best effort for yourself and your Instructor.

\*Always be on time for class and dressed properly.

\*Always say "Thank You" at the end of your class.

# 18 STUDIO FUNDRAISING

Every year we have a studio-wide fundraiser. Any profits you make from this fundraiser will go directly into YOUR CHILD'S Dance Account! We will only do ONE studio wide fundraiser each season, usually around October/November. Please watch your email and Remind Text for info.

# 19 PRIVATE LESSONS

Available to students ages 6 years and up. We can work on anything that your child needs help with. Basic technique, acro tricks, jumps and turns, stretching and strengthening, etc. Please contact the studio if you are interested in booking a single lesson or a set of lessons for your dancer.

Private Lesson:                   \$35.00 per student for 30 minutes  
  \$50.00 per student for 45 minutes  
  \$70.00 per student for 60 minutes

Private Lesson for 2:           \$25.00 per student for 30 minutes

Private Lesson for 3           \$20.00 per student for 30 minutes  
or more:

\*Note: If you need to cancel your private lesson, at least a 24 hour notice has to be given. If not, a \$10 cancellation fee will be charged to your account.